



CRS Report for Congress

U.S. Forces in Iraq

JoAnne O'Bryant and Michael Waterhouse
Information Research Specialists
Knowledge Services Group

Summary

Varying media estimates of military forces in Iraq have raised concerns about the actual number of troops deployed in Operation Iraqi Freedom (OIF). As interest in troop level deployments continue, recently, President Bush announced “a new strategy for Iraq” on January 10, 2007, including a planned gradual increase of more than 20,000 U.S. troops on the ground in Baghdad and Anbar province in the coming several months. This report provides solely Department of Defense (DOD) statistical information on U.S. forces serving in Iraq. It also provides brief official information on the military units scheduled for the next rotation of duty into Iraq. As of January 1, 2007, according to DOD, the United States had 128,569 troops stationed in Iraq — 106,296 active component and 22,273 National Guard or Reserves. For security reasons, DOD does not routinely report the composition, size, or specific destination of military forces deployed to the Persian Gulf. This report will be updated upon receipt of new DOD data. For additional information on U.S. forces, see CRS Report RL31701, *Iraq: U.S. Military Operations*, by Steve Bowman.

Force Levels

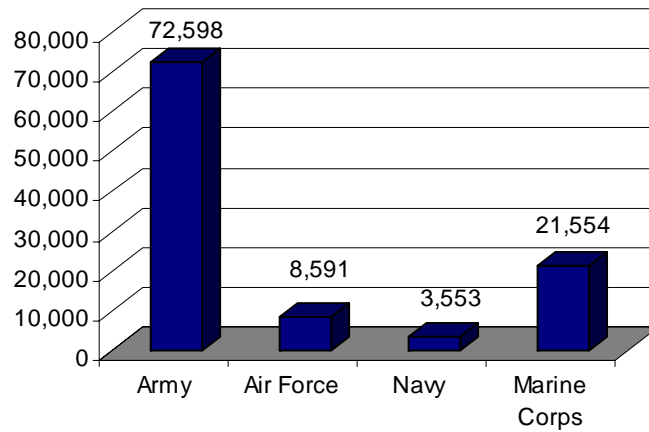
As of January 1, 2007, according to Department of Defense (DOD), the United States had 128,569 military personnel deployed in Iraq. Of these, 106,296 were active component personnel and 22,273 were National Guard and Reserves. **Figures 1 and 2** provide the distribution by armed service of active component personnel. These totals do not include 12,000 military support personnel in Kuwait, nor naval personnel aboard ships patrolling through the Persian Gulf.¹

Amid concerns about U.S. troop levels, in a January 10, 2007 address to the nation, President Bush announced an increase of more than 20,000 U.S. troops to be deployed to Iraq during the next several months as part of a new initiative in ongoing efforts to stabilize the security situation. As announced, these forces will primarily be deployed to

¹ DOD Fact Sheet, *Global Commitments*, Jan. 9, 2007.

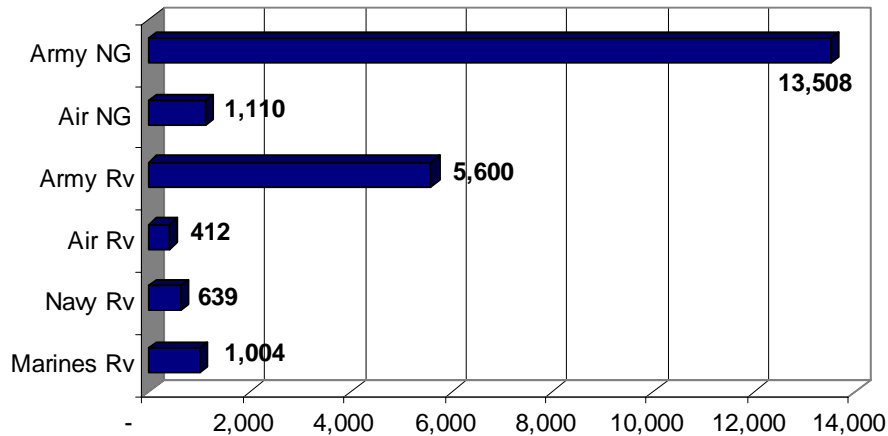
Baghdad and Anbar province, the major current areas of unrest and conflict in Iraq. These additional force levels will be accomplished primarily by a stepped-up pace of military unit rotations into Iraq and a delay for some personnel departures from that country. These forces will be added to the personnel stationed in Iraq, as reported by DOD on January 1, 2007. Additional deployment information is available from DOD’s Directorate for Information Operations, which posts quarterly reports on casualties and worldwide active duty military personnel deployments by region and country. [http://siadapp.dior.whs.mil/personnel/MILITARY/Miltop.htm]

Figure 1. Active Component Personnel in Iraq (as of January 1, 2007)



Source: Department of Defense, Office of Joints Chiefs of Staff, “Boots on Ground” data.

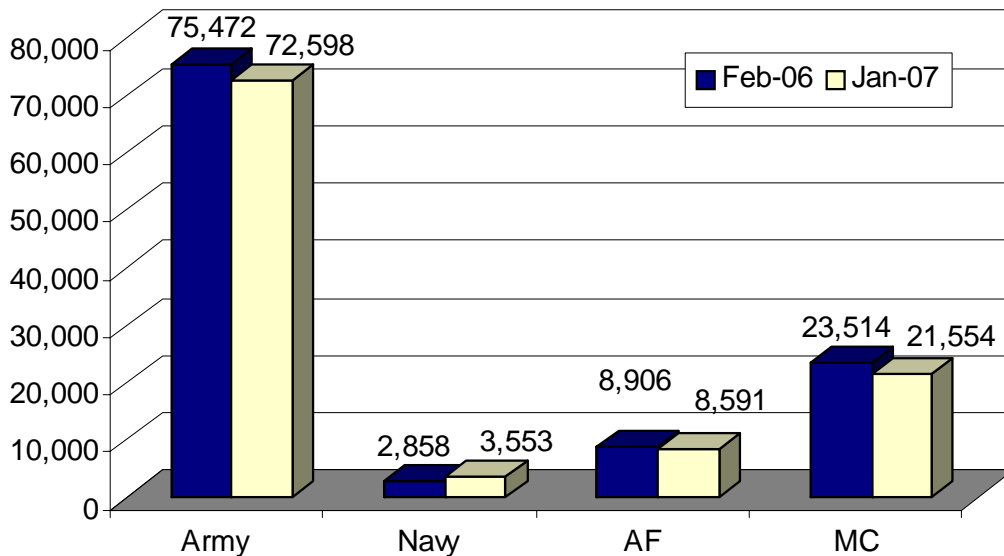
Figure 2. Reserve Component Personnel in Iraq (as of January 1, 2007)



Source: Department of Defense, Office of Joints Chiefs of Staff, “Boots on Ground” data.

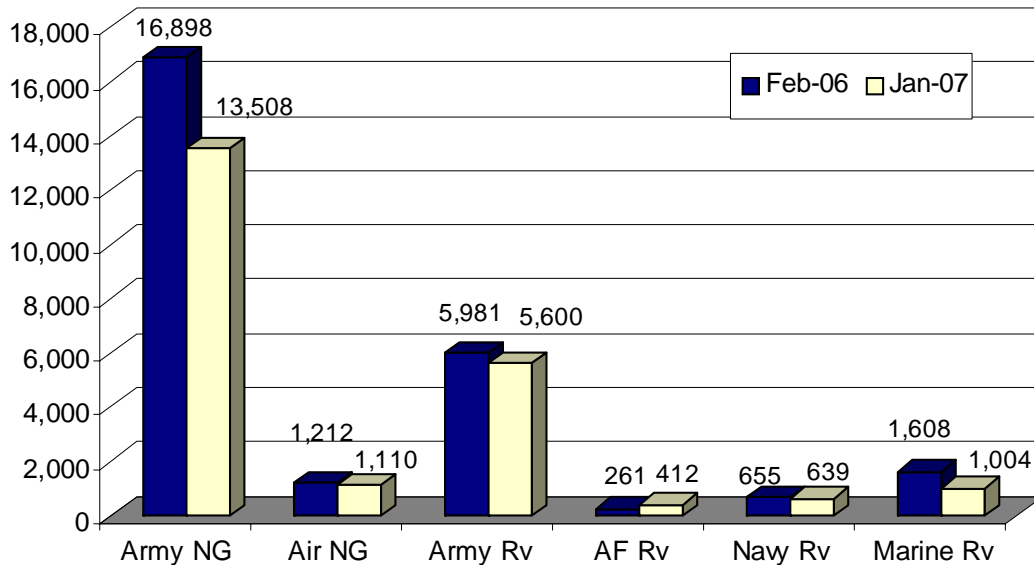
Comparative Operation Iraqi Freedom U.S. Force Levels. Overall U.S. force levels in Iraq have been declining since 2005, particularly the Reserve Component. Based on DOD statistics, **Figures 3, 4, 5** and **6** provide comparative data on both active and reserve component force levels. DOD officials have declined to project the timing or size of future force reductions, noting these will depend upon the security situation within Iraq.

Figure 3. OIF Active Component Force Levels (Feb 2006/Jan 2007)



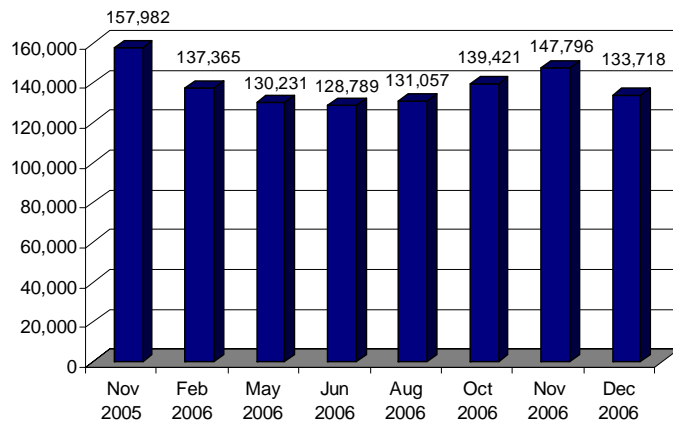
Source: Department of Defense, Office of Joints Chiefs of Staff, “Boots on Ground” data.

Figure 4. OIF Reserve Component Force Levels (Feb 2006/Jan 2007)



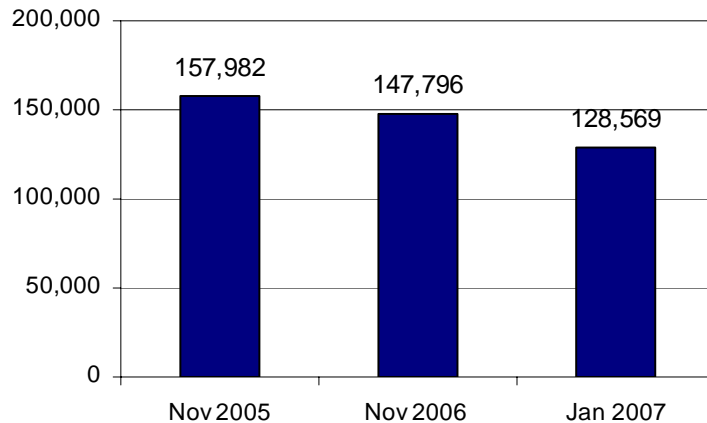
Source: Department of Defense, Office of Joints Chiefs of Staff, “Boots on Ground” data.

Figure 5. Comparative U.S. Force Level in Iraq (Nov 2005-Dec 2006)



Source: Department of Defense, Office of Joints Chiefs of Staff, “Boots on Ground” data, November 1, 2005 through January 1, 2007.

Figure 6. Comparative U.S. Force Levels in Iraq (Years 2005, 2006, and 2007)



Source: Department of Defense, Office of Joints Chiefs of Staff, “Boots on Ground” data.

Operation Iraqi Freedom Troop Rotations. On November 17, 2006; December 27, 2006; and January 11, 2007, DOD announced its latest scheduled troop deployment and adjustments for unit rotations to Iraq in support of Operation Iraqi Freedom (OIF). The initial 2007 schedule for the affected units is summarized in **Table 1** below.

Table 1. Operation Iraqi Freedom Current Rotational Units

Military Unit	Home Military Base	Rotation to Iraq
Army		
2 nd Brigade, 82 nd Airborne Division	Fort Bragg, NC	January, 2007
4 th Brigade, 1 st Infantry Division	Fort Riley, KS	February, 2007
3 rd Brigade, 3 rd Infantry Division	Fort Benning, GA	March, 2007
4 th Stryker Brigade, 2 nd Infantry Division	Fort Lewis, WA	April, 2007
2 nd Brigade, 2 nd Infantry Division	Fort Stewart, GA	May, 2007
1 st Brigade, 3 rd Infantry Division	Fort Stewart, GA	early-2007
1 st Brigade, 82 nd Airborne Division	Fort Bragg, NC	early-2007
173 rd Airborne Brigade	Vicenza, Italy	early-2007

Source: DOD News Releases, November 17, 2006, December 27, 2006, and January 11, 2007.

In addition to the above scheduled rotations into Iraq, DOD announced that the 1st Brigade, 34th Infantry Division, Minnesota Army National Guard will be extended in its current mission for up to 125 days and the Marine Corps will extend two reinforced infantry battalions for approximately 60 days along with extending the 15th Marine Expeditionary Unit for 45 additional days in Iraq.² These rotations and force adjustments will eventually build U.S. military capacity to 20 brigade or regimental combat teams on the ground in Iraq.

² DOD News Release, January 11, 2007.