



TEXAS TUG-OF-WAR

POLITICAL STRUGGLES BETWEEN
ENERGY INTERESTS AND ENVIRONMENTALISTS

By Peter Quist

NATIONAL INSTITUTE ON MONEY IN STATE
POLITICS

APRIL 22, 2009



TABLE OF CONTENTS

Overview	1
Methodology	2
Overview of Coalition Contributions	3
Coalition Contributions To Candidates and Current Officials	5
Total Received From Coalition By Office.....	6
Coalition Contributions To Political Parties.....	8
Energy Contributions, 2008.....	9
Energy Contributions From Outside The Coalition	11
Lobbying Leverage.....	12
Pro-Environment Groups And Alternative Energy Companies.....	13
2009 Climate-Related Legislations.....	14
House Bill 634 and House Bill 4346.....	14
Senate Bill 16 and Senate Bill 184.....	16
<i>Appendix A: Coalition Members</i>	18
<i>Appendix B: Organizations Analyzed in this Report</i>	20
<i>Appendix C: Amount All Current Representatives</i> Received from Coalition	21
<i>Appendix D: Amount All Current Senators</i> Received from Coalition	25
<i>Appendix E: Coalition Members</i> and Their Contributions in Texas in 2008	26

This publication was made possible with support from:

The Energy Foundation
Ford Foundation, *Government Performance and Accountability*
The Pew Charitable Trusts, *State Policy Initiatives*
Rockefeller Brothers Fund, *Program on Democratic Practice*

OVERVIEW

IN 2005, TEXAS EMITTED THE MOST CARBON DIOXIDE (CO₂) FROM FOSSIL FUELS IN THE country, 663.87 million metric tons, easily eclipsing the 390.64 million metric tons emitted in California.¹ This year, a few pieces of proposed legislation would take steps to address the state's carbon output. One would institute a carbon emissions cap-and-trade plan and pave the way for Texas to join the Regional Greenhouse Gas Initiative. The other would promote capture of CO₂ and development of emissions-reducing technologies.

Texas is home to many energy companies that would be affected by these types of regulations; Houston is frequently called "the energy capital of the world."² So it may not be surprising that companies in the energy sector are dumping millions of dollars into the state political machine each year. In fact, energy interests gave more than 100 times as much money in political contributions as did environmental groups and alternative energy companies.

Several industry groups, including the Alliance for Energy and Economic Growth (AEEG), the Consumer Energy Alliance (CEA), the American Council for Capital Formation (ACCF), and the National Association of Manufacturers (NAM), have opposed legislation aimed at addressing climate change. These industry groups³ (hereafter referred to as the "coalition") are comprised of many business sectors, including energy, agricultural businesses, construction companies, financial groups, and others.⁴

Together, coalition members contributed roughly \$7.4 million, or about 5 percent of the money given to state-level political parties and candidates in Texas during the 2008 elections.

Energy companies⁵ contributed two-thirds (\$4.8 million) of the coalition's contributions.

The Institute's analysis of campaign contributions to state-level political campaigns by coalition members, environmental groups, and alternative energy companies found that:

- Industry groups gave more than \$7 million in 2008 to state parties, officials and candidates in Texas, which is 169 times the \$43,600 given by environmental groups and alternative energy.

In 2005, Texas emitted the most carbon dioxide from fossil fuels in the country: 663.87 million metric tons

¹ "State CO₂ Emissions from Fossil Fuel Combustion, 1990-2005," *Environmental Protection Agency*, available from http://www.epa.gov/climatechange/emissions/state_energyco2inv.html, accessed March 16, 2009.

² Houston 1998, *World Energy Council*, available from http://www.worldenergy.org/news__events/world_energy_congress/houston_1998/340.asp, accessed March 19, 2009.

³ See Appendix A for a list and descriptions of groups.

⁴ A company or organization's membership within these coalitions does not necessarily signify its position on climate change policy, only that they are a member of an organization that strongly opposes limits on carbon.

⁵ Unless otherwise specified, all references to energy companies or energy interests in this report refer to energy sector companies within the coalition. Note that the Institute includes railroads in the energy sector.

- Energy companies gave 66 percent of the contributions made by all members of the coalition. Electric utilities and oil & gas companies led the energy pack, giving \$2.2 million and \$1.8 million, respectively.
- Although the coalition contributed to some legislative candidates who lost their races, all 181 sitting representatives and elected senators received contributions from the coalition. Conversely, all legislative candidates that did not receive funding from the coalition lost their races.
- Energy companies strongly favored Republicans, giving Republican parties and candidates \$3.8 million, more than three times the \$1.1 million given to their Democratic counterparts. Environmental groups and alternative energy companies, by comparison, gave almost 15-to-1 in favor of Democratic parties and candidates: \$40,850 to Democrats and \$2,750 to Republicans.
- Energy companies gave nearly \$3.3 million to candidates up for election in 2008, \$1.3 million to sitting officials not up for election, and about \$222,000 to political parties.
- Energy companies contributed 19 times as much money to incumbent candidates as to challengers. Alternative energy companies and environmental groups contributed three times as much to challengers as they did to incumbents.
- Energy companies gave \$3 million to winning candidates, more than nine times the \$325,553 they contributed to candidates who lost their bids. Pro-environment groups and alternative energy companies contributed more comparable amounts to winning and losing candidates: \$23,100 to candidates who won and \$18,500 to candidates who lost.
- The top 10 energy donors also spent between \$5.2 million and \$9.7 million on 160 lobbyists' salaries in 2008.

Energy companies gave nearly \$3.3 million to candidates up for election in 2008

METHODOLOGY

The National Institute on Money in State Politics analyzed 2008 campaign contributions given by specific associations that monitor and influence climate change legislation to state-level candidates and party committees in Texas. All totals and figures are derived from contributions given directly by companies or their political action committees, unless specifically stated that the figures are from individuals.

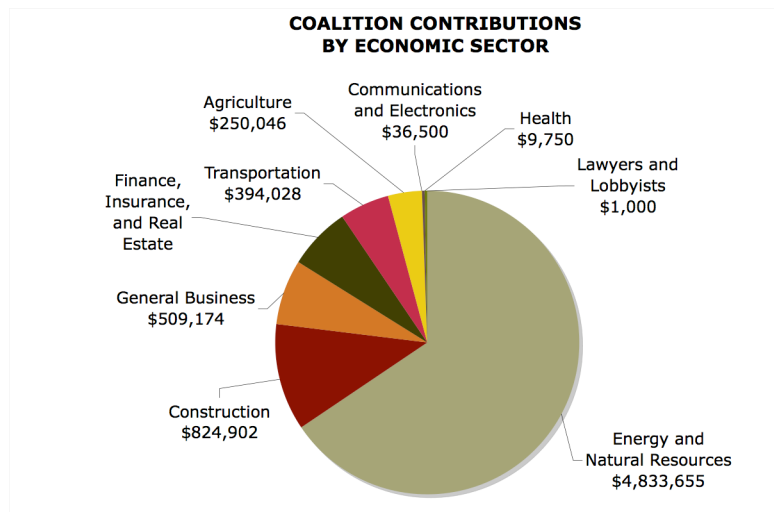
For this analysis, the Institute selected certain members of the American Council for Capital Formation, all members of the National Association of Manufacturers, and members of other prominent organizations that have spoken against carbon regulation, such as the Alliance for Energy and Economic Growth, and the Consumer Energy Alliance.

The Institute also analyzed contributions from identified alternative energy companies and pro-environment groups in Texas in 2008.

The lobbyist data in this report is based on 2008 data retrieved from the Texas Ethics Commission available at <http://www.ethics.state.tx.us/dfs/loblists.htm>.

OVERVIEW OF COALITION CONTRIBUTIONS

Coalition donors contributed \$7.4 million to candidates and political party organizations.⁶ The majority of this money, 66 percent, came from the energy industry, at over \$4.8 million. Construction, general business, finance, transportation, and agriculture each contributed six-figure totals.



⁶ Texas is one of four states that ban direct corporate contributions but allows unlimited amounts from all other donors, such as individuals, party committees, labor unions, and political action committees of companies.

The top 10 donors contributed \$3.7 million, more than half of all of the contributions from the coalition. Eight of the top 10 were in the energy sector.

TOP 10 COALITION CONTRIBUTORS, 2008

CONTRIBUTOR	TOTAL
Valero Energy	\$534,000
TXU Corp.	\$480,950
Texas Oil & Gas Association	\$438,431
Farmers Insurance Group	\$388,313
Associated General Contractors*	\$381,258
Union Pacific Railroad	\$372,000
American Electric Power	\$316,000
CenterPoint Energy	\$295,129
Burlington Northern Santa Fe Railway	\$284,764
Texas Electric Cooperatives	\$259,245
TOTAL	\$3,750,090

* Includes contributions from state and local chapters

- Valero Energy, North America's largest oil refiner,⁷ was the only coalition member to give more than \$500,000.
- TXU Corporation is a retail electric utility. TXU, along with Luminant and Oncor, are all subsidiaries of Energy Future Holdings Corp.; all four entities are members of the coalition. Energy Future Holdings Corp. and its subsidiaries, including TXU Corp, contributed a combined total of \$869,050 to political campaigns and parties in Texas in 2008, \$838,950 of which went to candidates.⁸
- The Texas Oil & Gas Association is a 90-year-old, 2,000-member organization promoting petroleum interests in the state.⁹
- The Associated General Contractors' (AGC) \$381,258 total includes contributions from the national organization and some local affiliates. The AGC Building Branch gave \$254,100, and the AGC of Texas gave \$114,408, launching the AGC into the top 10 here.
- Farmers Insurance Group is not itself a member of the coalition but is a subsidiary of Zurich Financial Services, a member of the National Mining Association.¹⁰

⁷ "About Us," *Valero Energy Corporation*, available from <http://www.valero.com/AboutUs/>, accessed March 16, 2009.

⁸ Texas does not require that political finance disclosure reports include the addresses of the contributors. In some cases, only the name of a political action committee was provided in filed reports. One PAC, "TEXPAC," is registered to both Luminant and the Texas Medical Association. Without an address, the Institute was unable to differentiate between contributions from the two organizations and thus did not include any of this PAC's contributions in this report. Luminant gave \$72,500 in identified contributions. Contributions indicated only as being from TEXPAC totaled \$328,975.

⁹ "About Us," *Texas Oil & Gas Association*, available from <http://www.txoga.org/categories/About-Us/>, accessed March 16, 2009.

¹⁰ "What We Do," *Zurich Financial Services*, available from <http://www.zurich.com/main/about/whatwedo/farmers/farmers.htm>, accessed March 16, 2009.

- American Electric Power is an Ohio-based electricity generation and transmission business that serves 11 states, including Texas.¹¹
- CenterPoint Energy, based in Houston, TX, specializes in electrical transmission and distribution, and in natural gas distribution and sales in six states.¹²
- Texas Electric Cooperatives, Inc., based in Austin, Texas, lobbies the state legislature, Congress, and other regulatory agencies on behalf of its member electric cooperatives.¹³

COALITION CONTRIBUTIONS TO CANDIDATES AND CURRENT OFFICIALS

Coalition members gave \$7.1 million, or 96 percent of their total contributions, to candidates and elected officials. Valero, TXU, and the Texas Oil & Gas Association once again led the pack, together accounting for \$1.4 million. The top 10 contributors to candidates and elected officials gave more than half of the total given to these recipients by the entire coalition.

TOP COALITION CONTRIBUTORS TO OFFICIALS NOT UP FOR ELECTION AND TO CANDIDATES, 2008

COMPANY/ORGANIZATION	TOTAL
Valero Energy	\$514,000
TXU Corp.	\$470,950
Texas Oil & Gas Association	\$438,431
Farmers Insurance Group	\$383,313
Associated General Contractors	\$381,258
Union Pacific Railroad	\$349,500
American Electric Power	\$316,000
CenterPoint Energy	\$283,629
Texas Electric Cooperatives	\$259,245
Burlington Northern Santa Fe Railway	\$229,764
TOTAL	\$3,626,090

* Includes contributions from state and local chapters

There were races for three open statewide offices in 2008: railroad commissioner, supreme court justice and appellate judge. Candidates for those races received a total of \$264,851 from coalition donors.

The Supreme Court justices, appellate judges and railroad commissioners who were not in races in 2008, and officials in the remaining statewide offices (governor, lieutenant governor, comptroller, attorney general, agriculture commissioner, secretary of state and general land commissioner), together raised \$1.4 million from the coalition, despite not being up for election. Among these office-holders, Lt. Gov. David Dewhurst received the most (\$571,121). In Texas, the lieutenant governor is the senate president, and the Senate is able to write its own rules to determine how it

¹¹ "About Us," *American Electric Power*, <http://www.aep.com/about/>, accessed March 16, 2009.

¹² "About Us," *CenterPoint Energy*, available from <http://www.centerpointenergy.com/about/>, accessed March 16, 2009.

¹³ "Welcome," *Texas Electric Cooperatives, Inc.*, available from <http://www.texas-ec.org/>, accessed March 16, 2009.

conducts business. Currently the lieutenant governor has the ability to decide all parliamentary questions, set up committees (including appointing chairs and additional members), and determine the order in which bills are considered.¹⁴ Gov. Rick Perry reached the next highest amount in contributions, at \$300,500. Comptroller Susan Combs also received six figures in coalition contributions.

TOTAL RECEIVED FROM COALITION BY OFFICE

In Texas, the entire 150-member House is up for election every two years, while half of the 31-member Senate is. As the tables below show, the coalition contributed most heavily to legislative candidates. The coalition gave \$3.5 million to 185 candidates running for the state house, less than thrice the \$1.3 million received from the coalition by 16 Senate candidates. The 16 senators not up for election in 2008 received \$651,777.

2008 CONTRIBUTIONS TO LEGISLATIVE CANDIDATES/SENATORS

OFFICE	TOTAL
House	\$3,546,912
Senate Candidates	\$1,251,043
Senators Not Up for Election	\$651,777
TOTAL	\$5,449,732

Of statewide offices up for election in 2008, candidates for the railroad commission led the pack with \$152,297, but received a total of only \$6,000 from railroads. Oil and gas companies were the largest contributors to railroad commission candidates, giving \$81,500.

2008 CONTRIBUTIONS TO STATEWIDE CANDIDATES RUNNING FOR ELECTION

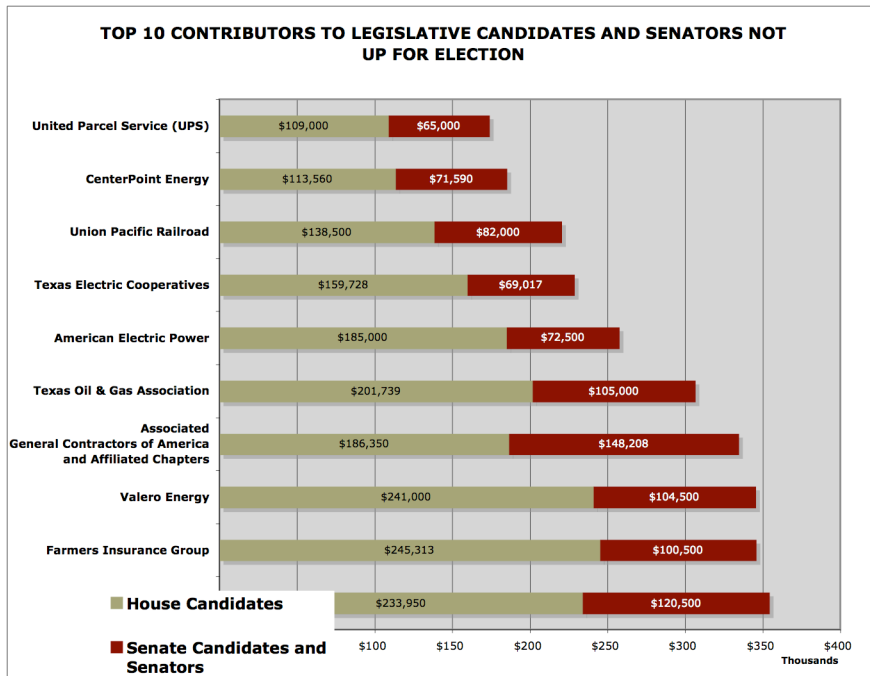
OFFICE	TOTAL
Railroad Commission	\$152,297
Supreme Court Justice	\$76,373
Appellate Judge	\$36,181
TOTAL	\$264,851

¹⁴ "Duties," *Lieutenant Governor of Texas David Dewhurst*, available from <http://www.lt.gov.state.tx.us/duties.php>, accessed March 25, 2009.

2008 CONTRIBUTIONS TO TOP 10 STATEWIDE OFFICE-HOLDERS NOT UP FOR ELECTION

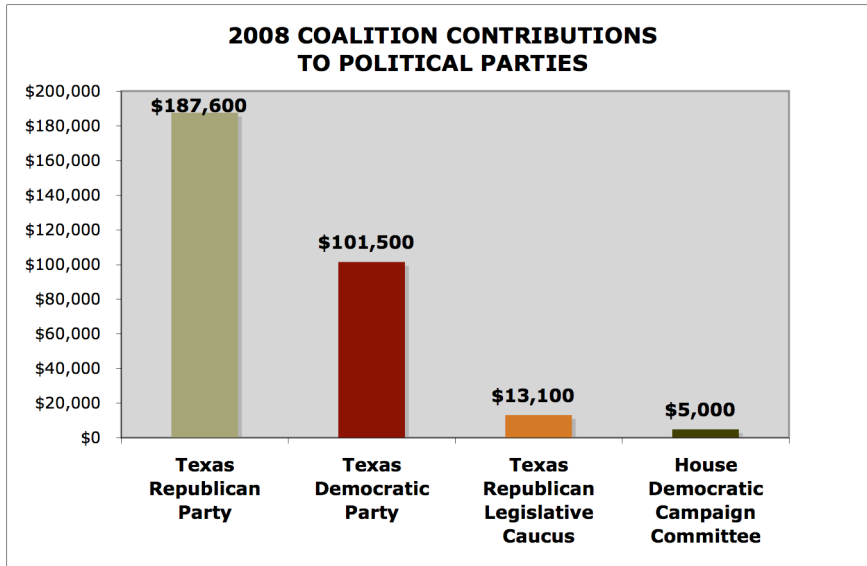
NAME	OFFICE	TOTAL
David Dewhurst	Lieutenant Governor	\$571,121
Rick Perry	Governor	\$300,500
Susan Combs	Comptroller of Public Accounts	\$176,200
Greg Abbott	Attorney General	\$86,500
Todd Staples	Commissioner of Agriculture	\$62,000
Elizabeth Ames Jones	Railroad Commissioner	\$46,000
Victor Carrillo	Railroad Commissioner	\$44,000
Jerry Patterson	General Land Commissioner	\$20,000
Don Willett	Supreme Court Justice	\$16,000
Bob Pemberton	Appellate Court Judge	\$12,500
TOTAL		\$1,334,821

In all races, coalition members contributed \$4.6 million to incumbents seeking re-election, while giving only \$252,088 to challengers. They gave \$2 million to officeholders not up for election: \$651,777 to Senators and \$1.4 million to statewide officeholders. The coalition also gave heavily to winning candidates, who received \$4.5 million, while losing candidates received only \$544,463.



COALITION CONTRIBUTIONS TO POLITICAL PARTIES

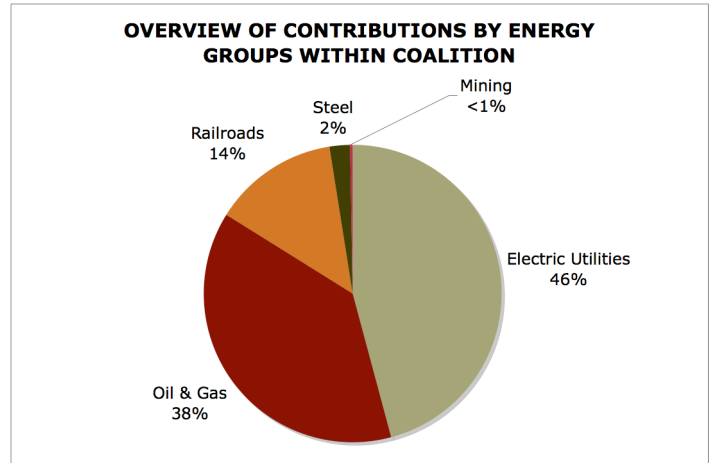
Coalition members contributed \$307,200 to four political party organizations: the House Democratic Campaign Committee, the Texas Republican Legislative Caucus, the Texas Republican Party, and the Texas Democratic Party. The Republican parties received more than the Democrats, but each reached the six-figure mark.



ENERGY CONTRIBUTIONS, 2008

Energy groups gave \$4.8 of the \$7.4 million contributed by the coalition. No other sector contributed more than about \$835,000.

Within the energy sector, electric utilities contributed more than \$2 million, oil and gas \$1.8 million, and railroads \$657,000. Contributions went primarily to legislative candidates and sitting senators not up for election, who together received \$3.5 million. Statewide officials not up for election received \$932,672; statewide candidates received \$190,000. Political parties received \$222,100.

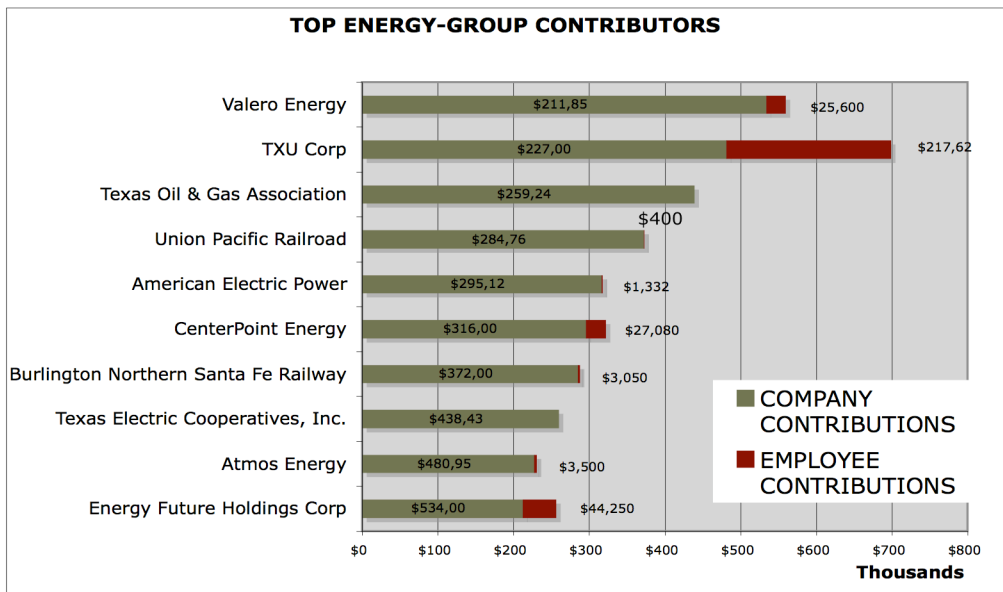


OVERVIEW OF ENERGY CONTRIBUTIONS WITHIN COALITION

INDUSTRY	LEGISLATIVE CANDIDATES	SENATORS NOT UP FOR ELECTION	STATEWIDE OFFICE-HOLDERS NOT UP FOR ELECTION	STATEWIDE CANDIDATES	PARTY COMMITTEES	TOTAL
Electric Utilities	\$1,458,841	\$239,840	\$375,479	\$45,000	\$98,100	\$2,217,260
Oil & Gas	\$1,246,489	\$80,000	\$343,193	\$125,000	\$46,500	\$1,841,182
Railroads	\$308,764	\$46,500	\$207,000	\$17,000	\$77,500	\$656,764
Steel	\$88,450	\$15,000	\$5,500	\$1,500	\$0	\$110,450
Mining	\$2,000	\$3,000	\$1,500	\$1,500	\$0	\$8,000
TOTAL	\$3,104,544	\$384,340	\$932,672	\$190,000	\$222,100	\$4,833,656

Atmos Energy, based in Dallas, TX is the country's largest natural gas-only distributor¹⁵. In general, employees of the businesses that top this list gave much less than did their companies. One notable exception was TXU Corp, where the employees gave 45 percent of the amount that the company itself gave. \$193,100 of the \$217,622 given by TXU employees came from Erle Nye, a former CEO and chairman of TXU. As mentioned earlier, TXU, Oncor, and Luminant are all subsidiaries of Energy Future Holdings Corp. Combined, these four companies contributed \$869,050. Employees of these companies contributed an additional \$280,222.

¹⁵ "About Atmos Energy," *Atmos Energy*, available from <http://www.atmosenergy.com/about/index.html>, accessed April 8, 2009.

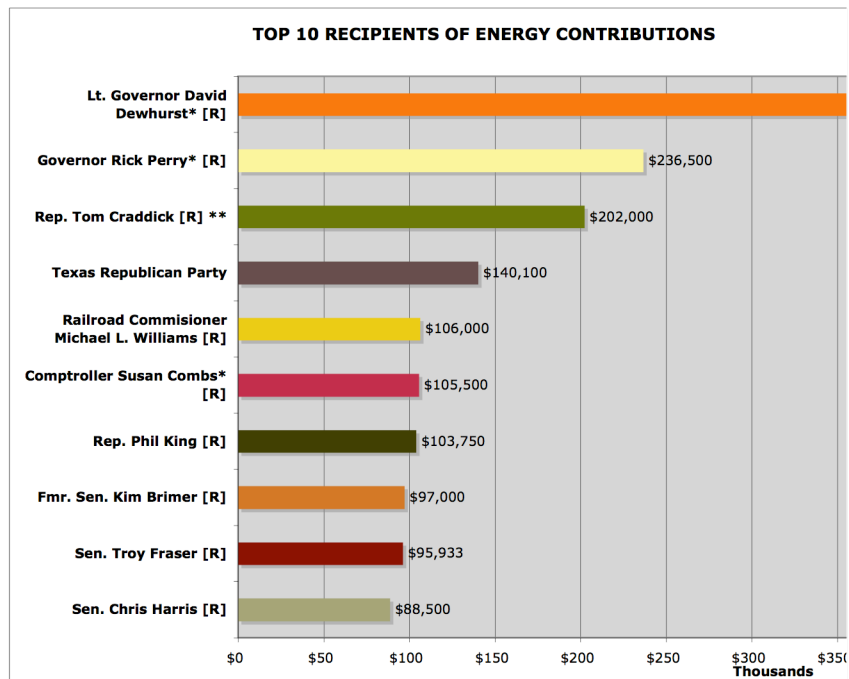


There were also a couple of individuals from other coalition members that contributed large amounts. Gary Petersen, a director of a petroleum storage and marketing company called Plains All American Pipeline, gave \$156,000, and Paul Foster, CEO and chair of Western Refining Company, gave about \$350,000.

The only positions to receive more than party committees were representatives, senators, lieutenant governor, and governor. These also were the only offices to receive more than \$200,000.

Like the coalition as a whole, the energy sector heavily favored incumbent candidates. Incumbents up for re-election or vying for an open office received \$3 million, while candidates challenging an incumbent received \$158,839. Non-incumbent candidates for an open office received only \$110,350. The energy sector also contributed most heavily to successful candidates. Candidates who went on to win their races received \$3 million; losing candidates received only \$325,553.

The top recipients of contributions from the energy sector were all affiliated with the Republican Party. The top Democratic recipient, receiving \$67,500, was the Texas Democratic Party itself. The energy sector contributed primarily to Republicans overall. Recipients affiliated with the Republican Party received \$3.8 million, compared to the \$1.1 million contributed to recipients affiliated with the Democratic Party.



*Not up for election in 2008

**House Speaker 2003-2008

ENERGY CONTRIBUTIONS FROM OUTSIDE THE COALITION

Not all politically active energy-related organizations were members of the coalition. The two non-member energy organizations that contributed the most money in Texas in 2008 were Reliant Energy and the Texas Petroleum Marketers & Convenience Store Association, contributing \$140,994 and \$134,288, respectively. Gov. Rick Perry and Lt. Gov. David Dewhurst received the most from them, at \$25,000 and \$23,744, respectively. Rep. Tom Craddick and Sen. Troy Fraser were next on the list, with \$20,000 and \$15,000, respectively. These two organizations contributed \$206,767 to Republican candidates and \$65,014 to Democratic candidates. They did not contribute to either political party organization.

Certain individuals affiliated with the energy industry made sizeable contributions. Ray Hunt, CEO and Chair of Hunt Oil, gave roughly \$210,000. T. Boone Pickens contributed another \$400,000. Pickens was the founder of Mesa Petroleum Co. and is currently a director of Exco Resources, Clean Energy Fuels Corp, and CEO and chair of energy investment company BP Capital. (In recent years Pickens has more strongly advocated the advancement of alternative energies.) Dan Duncan, chair of Enterprise Products Partners, a natural gas transmission company, gave around \$430,000.

LOBBYING LEVERAGE

In addition to making direct contributions to political campaigns, energy organizations within the coalition spent large sums of money lobbying elected officials. All of the ten organizations that contributed the most to campaigns also spent millions of dollars on lobbying.

MONEY SPENT ON LOBBYIST SALARIES BY ENERGY-RELATED COALITION MEMBERS¹⁶

ORGANIZATION	NUMBER OF REGISTERED LOBBYISTS	ESTIMATED AMOUNT SPENT ON LOBBYING
Valero Energy	8	\$120,000 - \$290,000
TXU Corp	23	\$735,000 - \$1,360,000
Texas Oil & Gas Association	12	\$245,000 - \$525,000
Union Pacific Railroad	2	\$100,000 - \$160,000
American Electric Power	10	\$960,000 - \$1,475,000
CenterPoint Energy	16	\$685,000 - \$1,385,000
Burlington Northern Santa Fe Railway	12	\$275,000 - \$560,000
Texas Electric Cooperatives	8	\$255,000 - \$525,000
Atmos Energy	4	\$275,000 - \$450,000
Energy Future Holdings Corp	65	\$1,540,000 - \$2,985,000
TOTAL	160	\$5,190,000 - \$9,715,000

In addition, Oncor hired 21 lobbyists with combined pay between \$530,000 and \$1,085,000. Luminant hired a similar number, 23 lobbyists being paid between \$535,000 and \$1,100,000. In total, Energy Future Holdings Corp. and its three subsidiaries spent between \$3.3 million and \$6.5 million on lobbying expenses in 2008.

¹⁶ Some lobbyists were listed multiple times for the same company. In these cases, the prospective pay range for each listing was different. These lobbyists were counted once as a registered lobbyists for the company, and their pay listings were combined when determining how much the company spent on lobbying.

PRO-ENVIRONMENT GROUPS AND ALTERNATIVE ENERGY COMPANIES

Pro-environment groups and alternative energy companies identified by the Institute contributed only \$43,600 in Texas during the 2008 election cycle. These contributions were made primarily by the Texas League of Conservation Voters (\$28,500) and the Sierra Club (\$11,000). All contributions by environmental groups and alternative energy organizations went to legislative candidates.

TOP RECIPIENTS OF GREEN CONTRIBUTIONS

NAME	OFFICE	PARTY	STATUS	TOTAL
Brian T. Thompson	House	Democratic	Lost Primary	\$10,500
Carol Kent	House	Democratic	Won	\$5,250
Chris Turner	House	Democratic	Won	\$4,500
Joseph E. Moody	House	Democratic	Won	\$2,000
Joel C. Redmond	House	Democratic	Lost	\$2,000
Dan Barrett	House	Democratic	Lost	\$1,750
Robert Miklos	House	Democratic	Won	\$1,750
Allen Vaught	House	Democratic	Won	\$1,750
Abel Herrero	House	Democratic	Won	\$1,500
Sherrie L. Matula	House	Democratic	Lost	\$1,250
Kristi Thibaut	House	Democratic	Won	\$1,250
TOTAL				\$33,500

The top recipients of contributions from pro-environment groups and alternative energy companies were all Democrats. Democrats were favored almost 15-to-1, receiving \$40,850 of these contributions; Republicans received \$2,750.

Most of the money given by these organizations went to winning candidates, but not to the same extent as money from the energy industry. Winning candidates received \$23,100, while losing candidates received \$18,500. Candidates not up for election received \$2,000. Unlike energy interests, most of the money contributed by environmental groups and alternative energy companies went to challenger candidates rather than to incumbents.

INCUMBENCY STATUS OF GREEN CONTRIBUTION RECIPIENTS

CANDIDATE STATUS	TOTAL
Candidates Challenging an Incumbent	\$28,500
Incumbents Up For Re-Election	\$9,100
Candidates for an Open Seat	\$4,000
Officials Not Up For Re-Election	\$2,000

2009 CLIMATE-RELATED LEGISLATION

To date, four notable bills addressing climate change have been introduced in the Texas Legislature: a carbon cap-and-trade bill in the House, and a pair of bills in the Senate designed to find other ways to reduce carbon emissions.

HOUSE BILL 634 AND HOUSE BILL 4346

House Bill 634 (view text at <http://www.legis.state.tx.us/tlodocs/81R/billtext/html/HB00634I.htm>) would institute a carbon emissions cap-and-trade plan for certain electric utilities and pave the way for Texas to join the Regional Greenhouse Gas Initiative (RGGI). This bill was referred to the House Committee on Environmental Regulation on February 18, and there has been no movement on the bill to date. HB 634 was introduced by Representatives Ana Hernandez, Eddie Rodriguez, and Elliot Naishtat. Hernandez received about \$14,000 from the coalition, mostly from energy interests. Rodriguez and Naishtat received only \$500 and \$1,000 from the coalition, respectively. None of the three received any contributions from alternative energy companies or environmental groups.

House Bill 4346 would require the Texas Commission on Environmental Quality to examine ways to reduce greenhouse gas emissions without increasing costs for businesses or consumers, although the bill does not itself implement new regulations. This bill unanimously passed the House Committee on Environmental Regulation on April 9 and is awaiting further action at the time of this report's publishing. This bill was authored by House Committee on Environmental Regulation Vice Chair Warren Chisum.

The chair of the House Committee on Environmental Regulation, Rep. Byron Cook, and vice-chair, Rep. Warren Chisum, received more contributions from the coalition than the other members. Together, the nine members of this committee received \$220,126 from 49 groups within the coalition, amounting to 8 percent of the total contributions these candidates received during the 2008 election cycle.

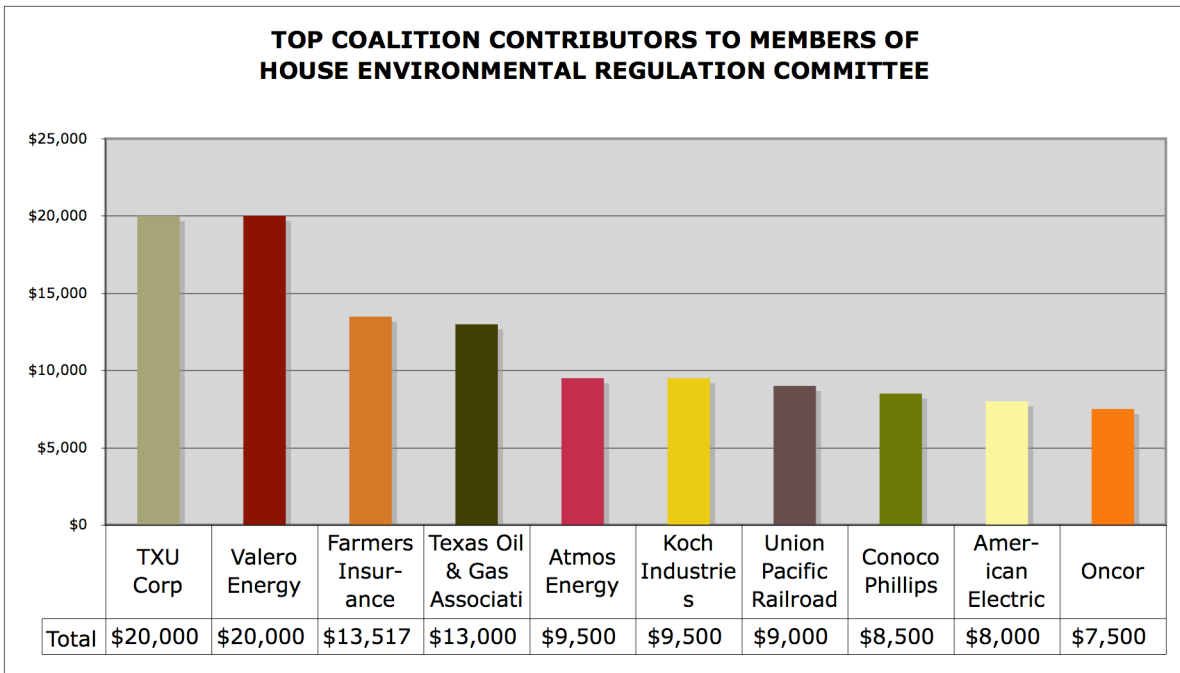
COALITION CONTRIBUTIONS TO MEMBERS OF HOUSE ENVIRONMENTAL REGULATION COMMITTEE, 2008

REPRESENTATIVE	PARTY	TOTAL FROM ENTIRE COALITION	PERCENT OF ALL CONTRIBUTIONS RECEIVED BY CANDIDATE
Warren Chisum (Vice Chair)	Republican	\$71,000	18%
Byron Cook (Chair)	Republican	\$33,800	12%
Kelly Hancock	Republican	\$30,000	15%
Ken Legler	Republican	\$23,300	4%
Marc Veasey	Democrat	\$19,267	7%
Jim Dunnam	Democrat	\$18,509	6%
Randy Weber	Republican	\$11,250	5%
Jessica Farrar	Democrat	\$9,500	4%
Lon Burnam	Democrat	\$3,500	3%
TOTAL		\$220,126	9%

Members of the House Committee on Environmental Regulation did not receive contributions from environmental groups or alternative energy companies.

Ten companies provided 54 percent of the money given by the coalition to members of this committee.

Oncor and TXU Corp, along with Luminant, as mentioned previously, are subsidiaries of Energy Future Holdings Corp. Together these four companies gave \$34,000 to members of the House Environmental Regulation Committee.



SENATE BILL 16 AND SENATE BILL 184

Senate Natural Resources Committee Chair Kip Averitt sponsored Senate Bill 16, which addresses emissions reduction technologies, among other things. Averitt received about \$104,000 from the coalition, \$69,500 of which came from the energy sector. This bill was referred to the Senate Committee on Natural Resources on February 10. The committee passed the bill on April 6 on a 7-4 vote. SB 16 also passed a second reading in the Senate on April 8 by a vote of 22-9.¹⁷ SB 16 passed the Senate on April 14 by a vote of 22-8.¹⁸

Kip Averitt, sponsor of the bill and chair of the committee, received \$103,879, the highest amount of those who voted “yes.”

The seven committee members that voted to advance this bill to the full Senate received an average of \$62,073 from coalition members. Kip Averitt, the sponsor of the bill and chair of the committee received \$103,879, the highest amount of those who voted “yes.” The four committee members that voted against advancing this bill to the full Senate received an average of \$96,945 from coalition members. Troy Fraser and Mike Jackson led the pack with \$127,883 and \$126,750, respectively.

On the floor vote to pass SB 16 past the third reading, the 22 senators that voted 'yes' received a total of \$1.1 million, or an average of \$51,691 each, from the coalition. The senators that voted against advancing the bill received a total of \$607,124, or \$67,458 each.¹⁹ Six senators, Troy Fraser, Mike Jackson, Tommy Williams, Kip Averitt, Chris Harris²⁰ and John Carona, received more than \$100,000 and three voted each way on the second reading of the bill.

Senate Bill 184 is a companion bill to House Bill 4346, and shares the same text. Like House Bill 4346, it would require the Texas Commission on Environmental Quality to examine ways to reduce greenhouse gas emissions without increasing costs for businesses or consumers, but does not directly create new regulations. The bill was sponsored by Democratic Senator Kirk Watson, who received \$58,500 from coalition members in 2008, including \$28,500 from the energy sector and \$11,000 from the transportation sector. Watson received no contributions from alternative energy companies or environmental groups. SB 184 was referred to the Senate Committee on Natural Resources on February 10 and was passed by the committee on April 2 on a 10-0 vote. Senator Eltife was absent at the time of the committee vote. This bill was unanimously passed by the Senate on April 8.²¹

Together, the 11 members of the Senate Committee on Natural Resources received \$822,295 from donors within the coalition, roughly 11 percent of all the money they raised during the 2007-2008 election cycle.

¹⁷ See Appendix C for a list of the floor votes on the second reading of SB 16

¹⁸ See Appendix D for a list of the floor votes on the third reading of SB 16

¹⁹ These figures include contributions to Senator Harris, who was absent for the third reading of the bill but voted “No” on the second reading of the bill.

²⁰ Harris was absent for the third reading of the bill, but voted “No” on the second reading.

²¹ Texas Senate Research Center summary of the committee version available at: <http://www.legis.state.tx.us/tlodocs/81R/analysis/html/SB00184S.htm>, or view the full text of the bill as passed by the Senate at: <http://www.legis.state.tx.us/tlodocs/81R/billtext/html/SB00184E.htm>

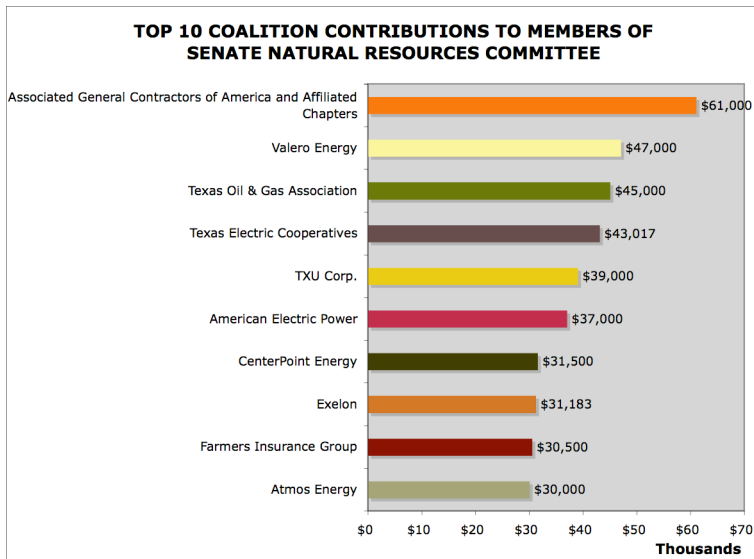
Five of the 11 members on the committee were not up for election in 2008, yet received substantial contributions from coalition members, including committee chair and SB 16 sponsor Kip Averitt.

COALITION CONTRIBUTIONS TO MEMBERS OF THE SENATE COMMITTEE ON NATURAL RESOURCES

SENATOR	PARTY	COMMITTEE VOTE ON SENATE BILL 1622	TOTAL FROM ENTIRE COALITION	PERCENT OF ALL CONTRIBUTIONS RECEIVED BY CANDIDATE
Troy Fraser	Republican	N	\$127,883	19%
Mike Jackson	Republican	N	\$126,750	12%
Kip Averitt (Chair)*	Republican	Y	\$103,879	12%
Craig Estes (Vice Chair)	Republican	N	\$98,900	14%
Juan (Chuy) Hinojosa	Democrat	Y	\$67,634	7%
Kel Seliger	Republican	Y	\$61,750	11%
Glenn Hegar*	Republican	Y	\$58,000	11%
Kevin P. Eltife*	Republican	Y	\$55,500	11%
Robert Duncan	Republican	Y	\$45,000	8%
Carlos I. Uresti*	Democrat	Y	\$42,750	8%
Bob Deuell	Republican	N	\$34,250	10%
TOTAL			\$822,296	11%

*Not up for election in 2008

Pro-environment groups and alternative energy companies contributed a total of only \$2,000 to members of the Senate Committee on Natural Resources. Senators Averitt and Uresti, the two Democrats on the committee, each received \$1,000 in contributions.



The top 10 donors were responsible for almost half of the coalition money given to the committee. Combined, their \$395,200 accounted for 48 percent of the coalition money.

TXU, Oncor, Luminant and their parent company Energy Future Holdings contributed a combined total of \$78,500 to members of the Senate Natural Resources Committee.

²² Committee votes were obtained by calling the clerk of the Senate Committee on Natural Resources on April 9, 2009.

APPENDIX A: COALITION MEMBERS

American Council for Capital Formation

The American Council for Capital Formation (ACCF) is a policy group acting as a "spokesman for American business" that promotes "well-thought-out economic, regulatory, and environmental policies to promote capital formation, [and] economic growth."²³ Although the ACCF encompasses members from almost every economic sector, the Institute analyzed only the contributions of those members who are most likely to be impacted by climate change legislation.

Along with the National Association of Manufacturers (NAM), ACCF provided strong opposition to national climate change legislation. The most recent, America's Climate Security Act of 2007 (also known as the Warner-Lieberman Act), called for a cap-and-trade system to reduce American carbon emissions by 63 percent by the year 2050. NAM and ACCF jointly released a study citing massive job losses and skyrocketing energy prices if such legislation would pass. Their study claimed that as a direct result of that legislation, the U.S. would lose up to 1.8 million jobs, \$210 billion of gross domestic product, and significant manufacturing capacity by 2020.²⁴

National Association of Manufacturers

The most prominent member of ACCF to oppose climate change legislation, the National Association of Manufacturers (NAM) is the largest and oldest industrial trade association in the country "representing small and large manufacturers in every industrial sector and in all 50 states."²⁵ NAM and ACCF jointly commissioned the study on the harms of the Warner-Lieberman bill from the Science Applications International Corp., which is itself a member of the National Petrochemical & Refiners Association whose donations are included in this analysis.

Alliance for Energy and Economic Growth

The Alliance for Energy and Economic Growth is "a broad-based coalition whose members develop, deliver, or consume energy from all sources."²⁶ Its management committee is made up of CEOs and other executives from many of the same members as the ACCF, including the Edison Electric Institute, the National Association of Manufacturers, and the U.S. Chamber of Commerce. The Alliance does not make its list

²³ "About the American Council for Capital Formation," ACCF, accessed February 3, 2008 from <http://www.accf.org/about.php>.

²⁴ "Economic Impact from the Lieberman-Warner Proposed Legislation to Reduce Greenhouse Gas Emissions," NAM/ACCF, published March 13, 2008, accessed January 29, 2008, available from <http://www.accf.org/media/docs/nam/National.pdf>.

²⁵ "ACCF/NAM Study of the Economic Impact of the Lieberman-Warner Climate Security Act," NAM/ACCF, published March 13, 2008, accessed January 29, 2008, available from <http://www.accf.org/publications.php?pubID=109>.

²⁶ "Your Energy Future – About Us," Alliance for Energy and Economic Growth, at <http://www.yourenergyfuture.org/aboutUs.htm>, accessed January 29, 2009.

of 1,200 members publicly available, so the Institute analyzed the contributions of the 93 members of its steering committee, whose membership list was publicly available.²⁷

Consumer Energy Alliance

The Consumer Energy Alliance describes itself as a "nonprofit, nonpartisan organization that supports the thoughtful utilization of energy resources to help ensure improved domestic and global energy security and stable prices for consumers."²⁸ The organization's goals may provide more indication of its stance: to achieve "responsible access to all domestic energy sources" by lifting moratoria on offshore and inland oil and natural gas development and on unconventional resource development, and encouraging the creation and expansion of petroleum refineries.²⁹ The Alliance's prominent members include the Independent Petroleum Association Of America, National Petrochemical & Refiners Association, the U.S. Oil & Gas Association, and the U.S. Chamber of Commerce. Its regional affiliate, the Southeast Energy Alliance, is active in six states in the Southeast.

²⁷ Based on a brochure from their website published April 19, 2005. Accessed January 30, 2009 from http://www.yourenergyfuture.org/brochure_4_19_05.pdf.

²⁸ "About Us" Consumer Energy Alliance, accessed February 2, 2008 from <http://consumerenergyalliance.org/about/>.

²⁹ Brochure available from their website published Oct. 1, 2008, available at http://consumerenergyalliance.org/wp-content/uploads/2008/12/brochure_cea_01oct08.pdf.

APPENDIX B: ORGANIZATIONS ANALYZED IN THIS REPORT

The following table lists the organizations studied in this report. All but two are 2007 members of the American Council for Capital Formation (ACCF). The Alliance for Energy and Economic Growth and the Consumer Energy Alliance were added for their stance on climate change legislation.

ORGANIZATIONS ANALYZED IN THIS REPORT

ORGANIZATION	MEMBERS³⁰
National Rural Electric Cooperative Association	1,083
National Petrochemical & Refiners Association	472
American Petroleum Institute	360
National Association of Manufacturers	335
National Mining Association	269
Edison Electric Institute	184
American Forest & Paper Association	173
Consumer Energy Alliance	98
Alliance for Energy & Economic Growth	93
The Aluminum Association	85
Air Transport Association	65
American Coalition for Clean Coal Electricity	47
Alliance of Automobile Manufacturers	10
TOTAL*	3,274

*Some companies are members of more than one organization, so the total number of individual companies within the coalition is approximately 3,000.

³⁰ As of Fall 2008

APPENDIX C

COALITION CONTRIBUTIONS TO TEXAS REPRESENTATIVES

REPRESENTATIVE	TOTAL
Allen, Alma A	\$2,250
Alonzo, Roberto R	\$6,750
Alvarado, Carol	\$10,350
Anchia, Rafael	\$17,750
Anderson, Charles (Doc)	\$18,282
Aycock, Jimmie Don	\$8,019
Berman, Leo	\$10,750
Bohac, Dwayne	\$24,300
Bolton, Valinda	\$5,750
Bonnen, Dennis	\$73,500
Branch, Dan	\$29,750
Brown, Betty	\$25,500
Brown, Fred	\$6,500
Burnam, Lon	\$3,500
Button, Angie Chen	\$14,750
Callegari, Bill	\$20,300
Castro, Joaquin	\$2,500
Chavez, Norma	\$3,500
Chisum, Warren	\$71,000
Christian, Wayne	\$25,256
Cohen, Ellen	\$8,250
Coleman, Garnet F	\$20,750
Cook, Byron	\$33,800
Corte Jr, Frank J	\$31,681
Crabb, Joe	\$45,250
Craddick, Tom	\$338,500
Creighton, Brandon	\$13,250
Crownover, Myra	\$36,750
Darby, Drew	\$17,250
Davis, John E	\$32,250
Davis, Yvonne	\$10,000
Deshotel, Joe	\$13,850
Driver, Joe	\$22,250
Dukes, Dawwna	\$13,750
Dunnam, Jim	\$18,509
Dutton Jr, Harold V	\$6,750
Edwards, Al	\$2,250
Eiland, Craig	\$6,000
Eissler, Rob	\$30,060
Elkins, Gary	\$23,600
England, Kirk	\$8,750
Farabee, David	\$17,050

REPRESENTATIVE	TOTAL
Farias, Joe	\$8,100
Farrar, Jessica Christina	\$9,500
Fischer, Trey Martinez	\$9,250
Fletcher, Allen	\$6,250
Flores, Kino	\$34,004
Flynn, Dan	\$26,350
Frost, Stephen J	\$15,850
Gallego, Pete P	\$21,100
Gattis, Dan M	\$12,750
Geren, Charlie	\$58,450
Giddings, Helen	\$11,750
Gonzales, Veronica	\$23,500
Guillen, Ryan	\$17,000
Gutierrez, Roland	\$5,000
Hamilton, Mike	\$36,450
Hancock, Kelly	\$30,000
Hardcastle, Rick	\$54,578
Harless, Patricia	\$13,600
Harper-Brown, Linda	\$31,000
Hartnett, Will	\$9,500
Heflin, Joe	\$18,500
Hernandez, Ana E	\$14,100
Herrero, Abel	\$14,100
Hilderbran, Harvey	\$23,750
Hochberg, Scott	\$12,610
Hodge, Terri	\$2,074
Homer, Mark	\$32,654
Hopson, Chuck	\$37,550
Howard, Charlie	\$29,750
Howard, Donna	\$12,250
Hughes, Bryan	\$19,750
Hunter, Todd	\$40,807
Isett, Carl H	\$28,250
Jackson, Jim	\$2,250
Jones, Delwin	\$7,500
Keffer, James L (Jim)	\$42,325
Kent, Carol	\$2,000
King, Phil	\$121,250
King, Susan L	\$11,300
King, Tracy O	\$19,550
Kleinschmidt, Tim	\$17,500
Kolkhorst, Lois W	\$24,821
Kuempel, Edmund	\$29,072
Laubenberg, Jodie	\$10,500
Legler, Ken	\$23,300
Leibowitz, David Mcquade	\$500
Lewis, Tryon D	\$8,000
Lucio Iii, Eddie	\$17,178
Madden, Jerry	\$23,250

REPRESENTATIVE	TOTAL
Maldonado, Diana	\$3,500
Mallory Caraway, Barbara	\$500
Marquez, Marisa	\$6,000
Martinez, Armando (Mando)	\$12,550
Mccall, Brian	\$22,200
Mcclendon, Ruth Jones	\$17,750
Mcreynolds, Jim	\$22,500
Menendez, Jose	\$10,500
Merritt, Tommy	\$16,750
Miklos, Robert	\$3,000
Miller, Doug	\$15,181
Miller, Sid	\$21,500
Moody, Joseph E	\$500
Morrison, Geanie W	\$19,262
Naishtat, Elliott	\$1,000
Oliveira, Rene O	\$44,500
Olivo, Dora	\$4,750
Orr, Rob	\$24,250
Ortiz Jr, Solomon P	\$11,750
Otto, John	\$39,766
Parker, Tan	\$9,500
Patrick, Diane	\$6,250
Paxton, Ken	\$15,750
Pena, Aaron	\$30,000
Phillips, Larry	\$16,100
Pickett, Joe C	\$6,250
Pierson, Paula Hightower	\$2,250
Pitts, Jim	\$33,000
Quintanilla, Chente	\$5,250
Raymond, Richard Pena	\$17,250
Riddle, Debbie	\$10,350
Ritter, Allan B	\$21,750
Rodriguez, Eddie	\$500
Rose, Patrick M	\$43,000
Sheffield, Ralph	\$14,500
Shelton, Mark M	\$18,500
Smith, Todd	\$12,250
Smith, Wayne	\$31,000
Smithee, John	\$12,100
Solomons, Burt	\$21,750
Strama, Mark	\$21,750
Straus, Joe	\$29,250
Swinford, David	\$43,000
Taylor, Larry	\$18,000
Thibaut, Kristi	\$3,350
Thompson, Senfronia	\$16,000
Touailles, Yvonne Gonzalez	\$14,250
Truitt, Vicki	\$31,600
Turner, Chris	\$6,000

REPRESENTATIVE	TOTAL
Turner, Sylvester	\$28,750
Vaught, Allen	\$5,000
Veasey, Marc	\$19,267
Villarreal, Mike	\$10,250
Vo, Hubert	\$9,500
Walle, Armando Lucio	\$5,000
Weber, Randy	\$11,250
Woolley, Beverly	\$41,000
Ybarra, Tara Rios	\$14,500
Zerwas, John	\$21,500
TOTAL	\$3,185,456

APPENDIX D

COALITION CONTRIBUTORS TO TEXAS SENATORS

SENATOR	VOTE ON PASSAGE OF SB 16	TOTAL
Averitt, Kip	Y	\$103,879
Carona, John	Y	\$102,150
Davis, Wendy R	Y	\$29,000
Deuell, Bob	Y	\$34,250
Duncan, Robert	Y	\$45,000
Ellis, Rodney	Y	\$30,500
Eltife, Kevin P	Y	\$55,500
Estes, Craig	N	\$98,900
Fraser, Troy	N	\$127,883
Gallegos Jr, Mario V	Y	\$32,000
Harris, Chris	ABSENT*	\$103,193
Hegar, Glenn	Y	\$58,000
Hinojosa, Juan (Chuy)	Y	\$67,634
Jackson, Mike	N	\$126,750
Huffman, Kyle	N	\$0
Lucio Jr, Eddie	Y	\$31,750
Nelson, Jane	N	\$38,750
Nichols, Robert	N	\$60,058
Ogden, Steve	Y	\$27,500
Patrick, Dan	N	\$17,590
Seliger, Kel	Y	\$61,750
Shapiro, Florence	N	\$34,000
Shapleigh, Eliot	Y	\$6,500
Uresti, Carlos I	Y	\$42,750
Van De Putte, Leticia	Y	\$59,500
Watson, Kirk	Y	\$58,500
Wentworth, Jeff	Y	\$36,500
West, Royce	Y	\$42,000
Whitmire, John	Y	\$46,500
Williams, Tommy	Y	\$126,533
Zaffirini, Judith	Y	\$39,500

*Senator Harris was absent for the third reading of this bill, but voted "No" on the second reading.

APPENDIX E

COALITION CONTRIBUTIONS IN TEXAS, 2008

COMPANY	GROUP(S) TO WHICH MEMBER BELONGS	TOTAL
Valero Energy	National Petrochemical & Refiners Association	\$534,000
TXU Corp	Edison Electric Institute	\$480,950
Texas Oil & Gas Association	Alliance For Energy And Economic Growth, Consumer Energy Alliance	\$438,431
Farmers Insurance Group	National Mining Association	\$388,313
Union Pacific Railroad	American Coalition For Clean Coal Electricity	\$372,000
American Electric Power	American Coalition For Clean Coal Electricity ,Edison Electric Institute, National Mining Association	\$316,000
CenterPoint Energy	Edison Electric Institute	\$295,129
Burlington Northern Santa Fe Railway	Alliance For Energy And Economic Growth, American Coalition For Clean Coal Electricity, National Mining Association	\$284,764
Texas Electric Cooperatives	National Rural Electric Cooperative Association	\$259,245
Associated General Contractors Building Branch	Alliance For Energy And Economic Growth	\$254,100
UPS	Air Transport Association	\$235,547
Atmos Energy	Alliance For Energy And Economic Growth	\$227,000
Texas Farm Bureau	Alliance For Energy And Economic Growth	\$222,546
Energy Future Holdings Corp	Edison Electric Institute	\$211,850
Associated Builders & Contractors Of Texas	Alliance For Energy And Economic Growth	\$177,494
Koch Industries	National Petrochemical & Refiners Association	\$169,924
ConocoPhillips	American Petroleum Institute, National Mining Association, National Petrochemical & Refiners Association	\$129,500
NRG Energy	National Mining Association	\$122,500
Dow Chemical	Alliance For Energy And Economic Growth, American Petroleum Institute, National Petrochemical & Refiners Association	\$119,500
Associated General Contractors Of Texas	Alliance For Energy And Economic Growth	\$114,408
Exelon	Edison Electric Institute	\$110,683
Trinity Industries	National Petrochemical & Refiners Association	\$110,450
Oncor	Edison Electric Institute	\$103,750
Florida Power & Light Co	Alliance For Energy And Economic Growth, Edison Electric Institute	\$100,000
Chevron Corp	American Petroleum Institute, National Petrochemical & Refiners Association	\$95,250
Temple-Inland	American Forest & Paper Association	\$82,814
LyondellBasell	National Petrochemical & Refiners Association	\$73,000
Luminant Holding Co	American Coalition For Clean Coal Electricity, Edison Electric Institute, National Mining Association	\$72,500
Zachry Construction Corp	National Petrochemical & Refiners Association	\$70,907
ExxonMobil	American Petroleum Institute, National Petrochemical & Refiners Association	\$70,100
Entergy Texas	Edison Electric Institute	\$69,575
Wells Fargo	National Mining Association	\$66,292
Marathon Oil	American Petroleum Institute, Consumer Energy Alliance, National Petrochemical & Refiners Association	\$61,000

COMPANY	GROUP(S) TO WHICH MEMBER BELONGS	TOTAL
Continental Airlines	Air Transport Association	\$59,906
Anadarko Petroleum	American Petroleum Institute	\$59,000
BP North America	Alliance For Energy And Economic Growth, American Petroleum Institute, Consumer Energy Alliance, National Petrochemical & Refiners Association	\$47,500
Boeing Co	Air Transport Association	\$46,500
Eastman Chemical Co	National Petrochemical & Refiners Association	\$45,000
Liberty Mutual Insurance	Air Transport Association	\$42,250
Devon Energy Corp	American Petroleum Institute, Consumer Energy Alliance	\$40,000
General Electric	American Coalition For Clean Coal Electricity	\$36,500
Occidental Oil & Gas	American Petroleum Institute, National Petrochemical & Refiners Association	\$30,000
Sunoco	National Petrochemical & Refiners Association	\$27,150
Associated Builders & Contractors Of North Texas	Alliance For Energy And Economic Growth	\$27,000
El Paso Corp	Alliance For Energy And Economic Growth	\$25,000
Fluor Corp	American Petroleum Institute, National Petrochemical & Refiners Association	\$25,000
Associated Builders & Contractors	Alliance For Energy And Economic Growth	\$24,000
Southwestern Public Service Co	Edison Electric Institute	\$20,250
Apache Corp	Consumer Energy Alliance	\$20,000
Monsanto	National Mining Association	\$19,500
CH2M Hill	American Petroleum Institute, National Petrochemical & Refiners Association	\$18,850
PNM Resources	Edison Electric Institute	\$18,500
Chevron Phillips Chemical Co	National Petrochemical & Refiners Association	\$18,000
Ford Motor Co	Alliance Of Auto Manufacturers	\$17,500
Associated Builders & Contractors Of Greater Houston	Alliance For Energy And Economic Growth	\$17,000
American Airlines	Air Transport Association	\$16,824
Celanese Corp	Alliance For Energy And Economic Growth, National Petrochemical & Refiners Association	\$14,000
Southwest Airlines	Air Transport Association	\$13,228
Distilled Spirits Council Of The United States	National Association Of Manufacturers	\$13,000
Huntsman Co	National Petrochemical & Refiners Association	\$13,000
Texas Restaurant Association	Alliance For Energy And Economic Growth	\$11,000
Williams Companies	American Petroleum Institute, National Petrochemical & Refiners Association	\$11,000
AGL Resources	Alliance For Energy And Economic Growth	\$10,000
EPCO	National Petrochemical & Refiners Association	\$10,000
Bayer Corp	American Petroleum Institute, National Petrochemical & Refiners Association	\$9,750
Entergy Mississippi	Edison Electric Institute	\$9,000
Associated General Contractors Of Houston	Alliance For Energy And Economic Growth	\$8,750
Air Products & Chemicals	Aluminum Association, National Petrochemical & Refiners Association	\$8,250
International Paper Co	American Forest & Paper Association	\$8,000
North American Coal Corp	National Mining Association	\$8,000
Constellation Energy	Aluminum Association, Edison Electric Institute	\$7,000
Praxair	National Petrochemical & Refiners Association	\$7,000
American Express	Air Transport Association	\$6,000

COMPANY	GROUP(S) TO WHICH MEMBER BELONGS	TOTAL
3M	National Mining Association	\$5,500
El Paso Electric Co	Edison Electric Institute	\$5,300
Entergy Arkansas	Edison Electric Institute	\$5,000
Xcel Energy	Edison Electric Institute	\$5,000
National Assoc Of Chain Drug Stores	Alliance For Energy And Economic Growth	\$4,000
Hunt Oil Co	American Petroleum Institute	\$3,250
General Motors	Alliance Of Auto Manufacturers	\$3,000
National Paint & Coatings Association	National Association Of Manufacturers	\$3,000
Associated Builders & Contractors Of Southeast Texas	Alliance For Energy And Economic Growth	\$2,750
FMC Technologies	American Petroleum Institute, National Mining Association	\$2,500
TRC Companies	American Petroleum Institute, National Petrochemical & Refiners Association	\$2,129
Associated Builders & Contractors Central Texas Chapter	Alliance For Energy And Economic Growth	\$2,000
Associated General Contractors South Texas Chapter	Alliance For Energy And Economic Growth	\$2,000
Entergy	Edison Electric Institute	\$2,000
Rohm & Haas Co	National Petrochemical & Refiners Association	\$2,000
Associated Builders & Contractors Texas Mid Coast Chapter	Alliance For Energy And Economic Growth	\$1,500
Entergy New Orleans	Edison Electric Institute	\$1,500
KBR	National Petrochemical & Refiners Association	\$1,500
Adams & Reese	American Forest & Paper Association	\$1,000
Associated General Contractors Of America	Alliance For Energy And Economic Growth	\$1,000
Dominion	Edison Electric Institute	\$1,000
Federal Express	Air Transport Association	\$1,000
Honeywell International	Air Transport Association, American Petroleum Institute, National Petrochemical & Refiners Association	\$1,000
National Association Of Chain Drug Stores	Alliance For Energy And Economic Growth	\$1,000
Associated General Contractors Of Southeast Texas	Alliance For Energy And Economic Growth	\$750
Associated Builders & Contractors Texas Coastal Bend	Alliance For Energy And Economic Growth	\$700
Chrysler Financial	National Petrochemical & Refiners Association	\$693
American Coalition For Clean Coal Electricity	National Rural Electric Cooperative Association	\$528
Delta Airlines	Air Transport Association	\$522
Aramark Pac	Aluminum Association	\$500
BASF Corp	National Petrochemical & Refiners Association	\$500
Halliburton	American Petroleum Institute	\$500
Associated General Contractors Rio Grande Valley South Texas Chapter	Alliance For Energy And Economic Growth	\$250
	TOTAL	\$7,372,604